



---

# USER MANUAL

---

## Reset Password

MAHARASHTRA GST TAX DEPARTMENT



Submitted By,

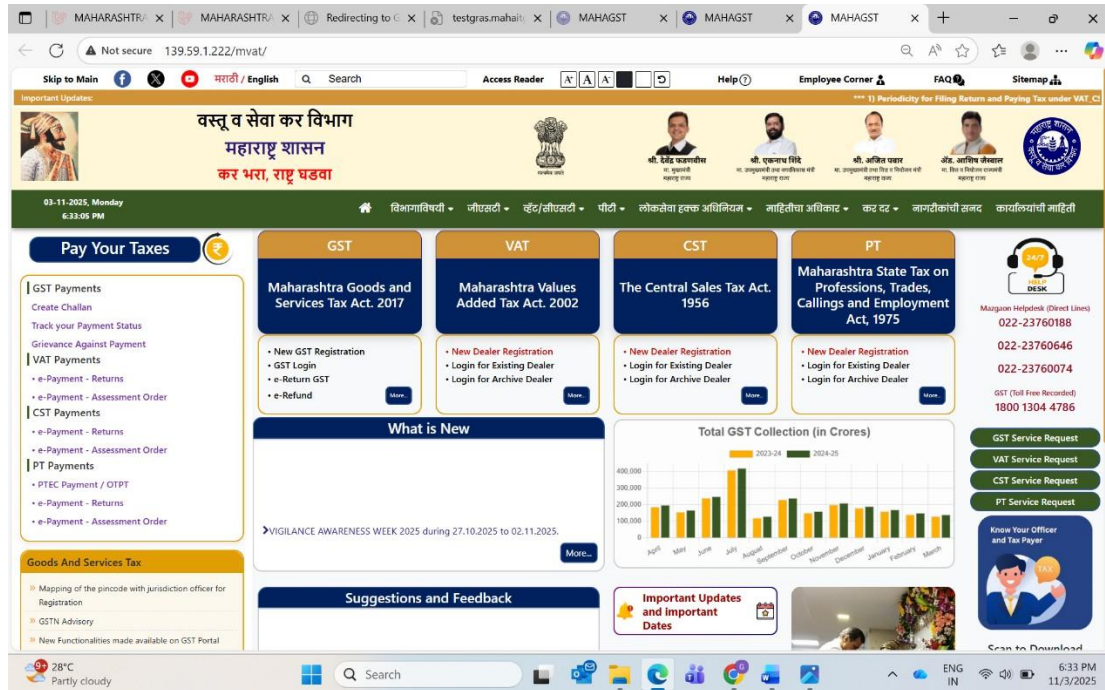


Orient Technologies Limited  
Formerly known as Orient Technologies Pvt. Ltd

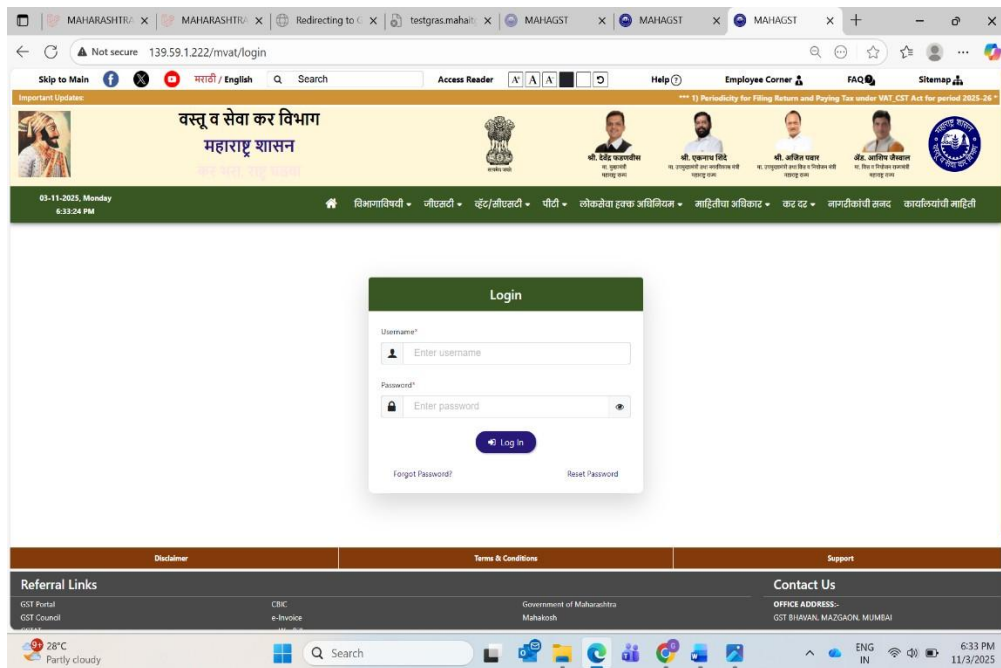
### Instruction to Onboard Existing Dealer into New System

#### Steps:

1. Log on to website [www.mahagst.gov.in](http://www.mahagst.gov.in)
2. Go to Respective Act Section.
3. Click on the option "Login for Existing Dealer under VAT/CST & PT Acts".



4. "Login" page will open.
5. Click on "Reset Password".



6. Enter Valid "TIN" no Suffix V for VAT, C for CST and add P for PT.
7. Enter Valid "PAN"

## Reset Password

TIN\*

PAN/TAN\*

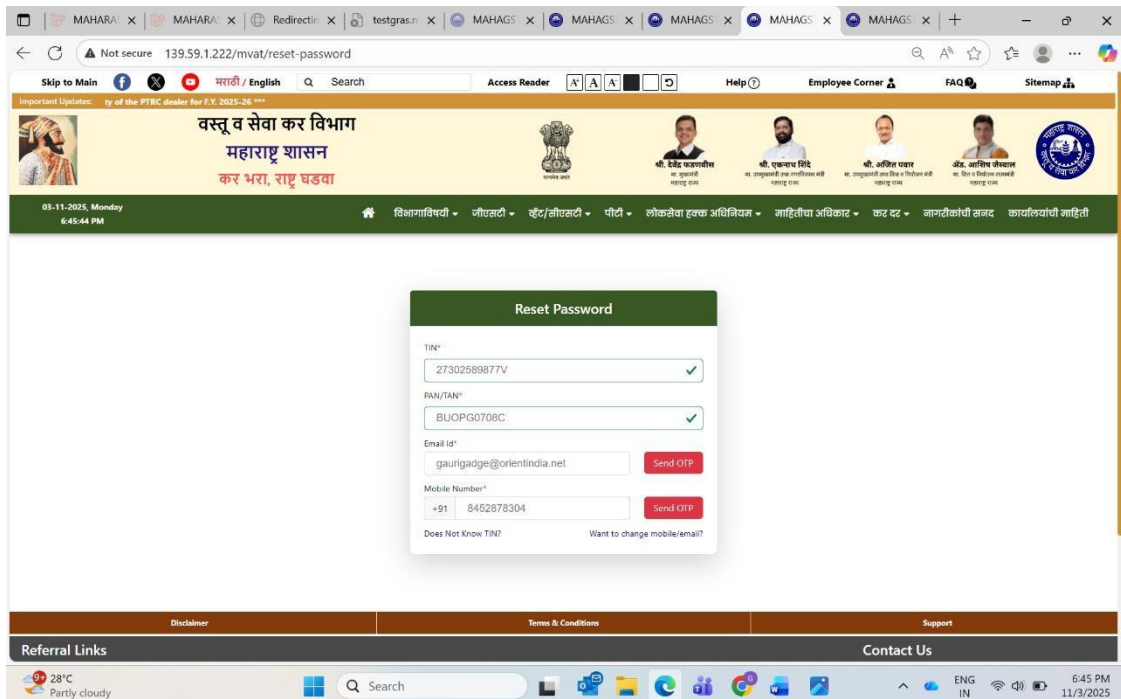
Email Id\*

Mobile Number\*

Send OTP

Send OTP

8. Field Auto-populates Email ID and Mobile No., after entering TIN and PAN.
9. Click on “Send OTP”.

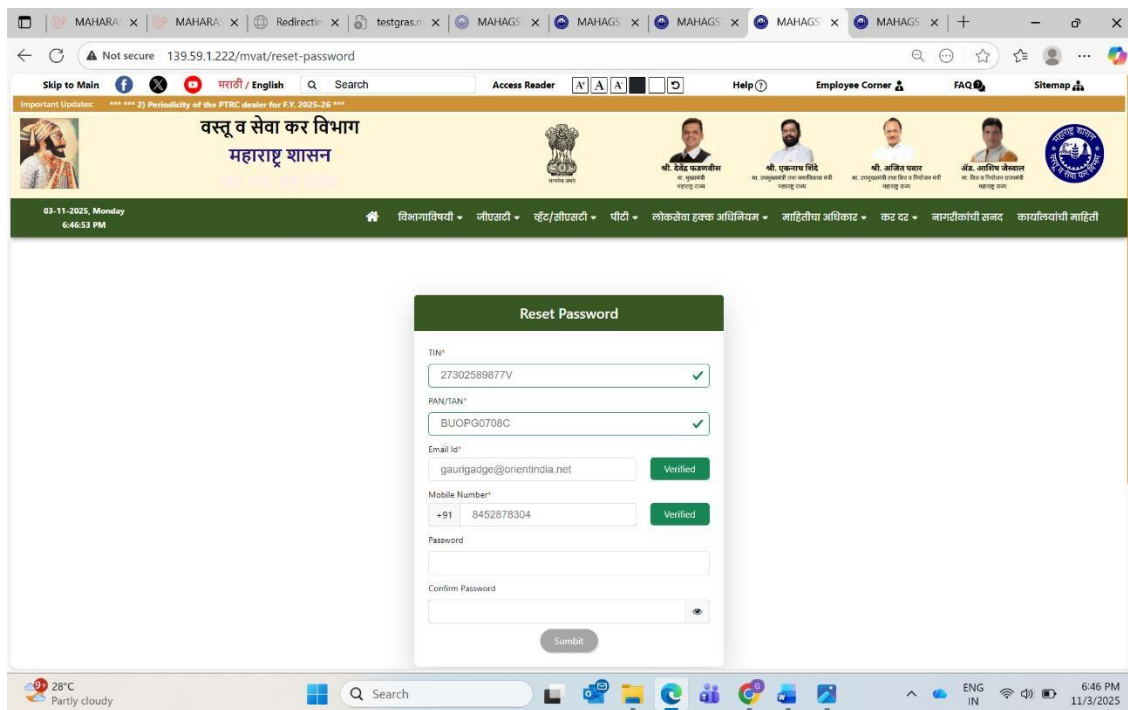


The screenshot shows the MAHAGS website interface. The top navigation bar includes links for Skip to Main, Access Reader, Help, Employee Corner, FAQ, and Sitemap. The main header features the Government of Maharashtra logo and the text 'वस्तु व सेवा कर विभाग' (Goods and Services Tax Department). The central content area displays the 'Reset Password' form, which is populated with the following details:

- TIN\*: 2730258987TV
- PAN/TAN\*: BUOPG0708C
- Email Id\*: gaurigadge@orientindia.net
- Mobile Number\*: +91 8452878304

The 'Send OTP' button is visible next to the Email Id and Mobile Number fields. Below the form, there are links for 'Does Not Know TIN?' and 'Want to change mobile/email?'. The footer contains a Disclaimer, Terms & Conditions, Support, Referral Links, and Contact Us section.

10. OTP will be received on Email ID and Mobile No Verify it and submit. (For future communication)

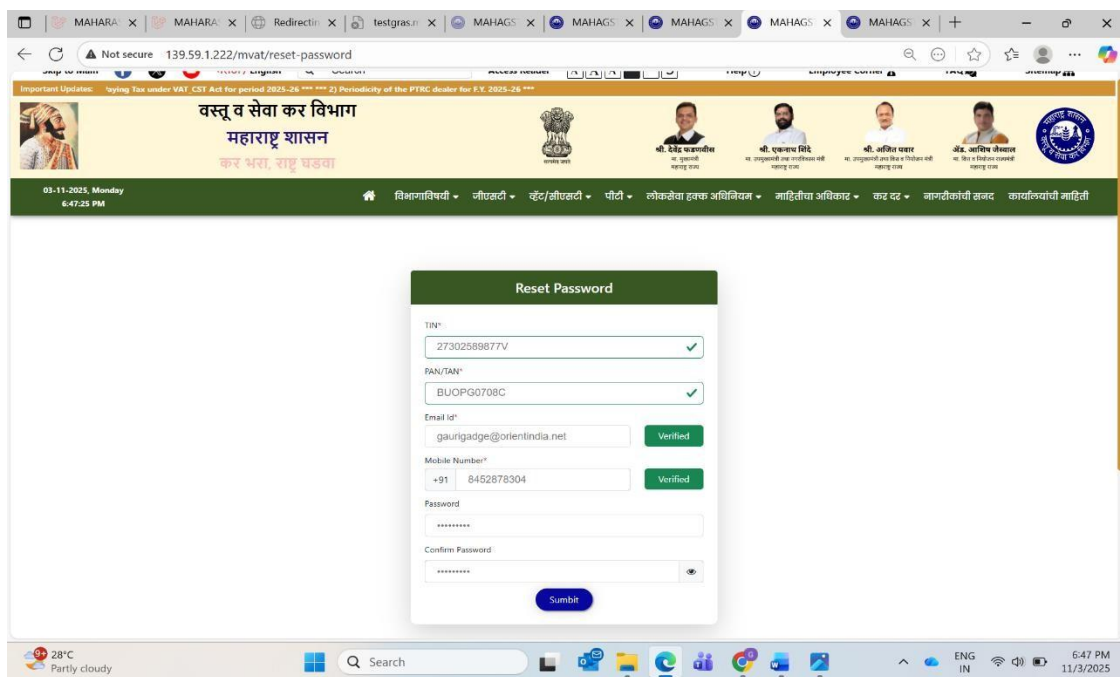


The screenshot shows the 'Reset Password' form on the Maharastra Sahasra Shiksha portal. The form fields are: TIN (27302589877V), PAN/TAN (BUOPG0708C), Email Id (gaurigadge@orientindia.net), Mobile Number (+91 8452878304), Password, and Confirm Password. The Email and Mobile Number fields are marked as 'Verified'. A 'Submit' button is at the bottom.

11. Enter Password

12. Enter the Confirm password for confirmation.

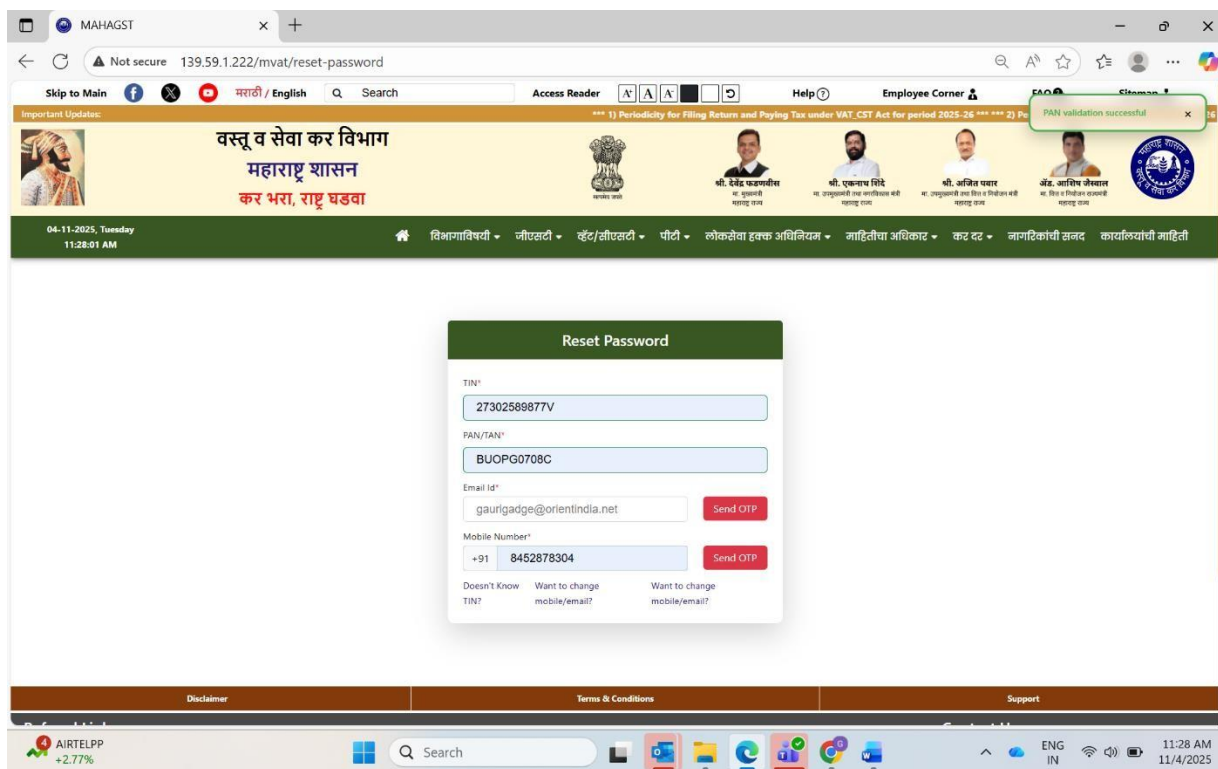
13. Click on “Submit” button.



The screenshot shows the 'Reset Password' form on the Maharastra Sahasra Shiksha portal. The form fields are: TIN (27302589877V), PAN/TAN (BUOPG0708C), Email Id (gaurigadge@orientindia.net), Mobile Number (+91 8452878304), Password, and Confirm Password. The Email and Mobile Number fields are marked as 'Verified'. A 'Submit' button is at the bottom.

# If you want to change Mobile No and Email ID, then

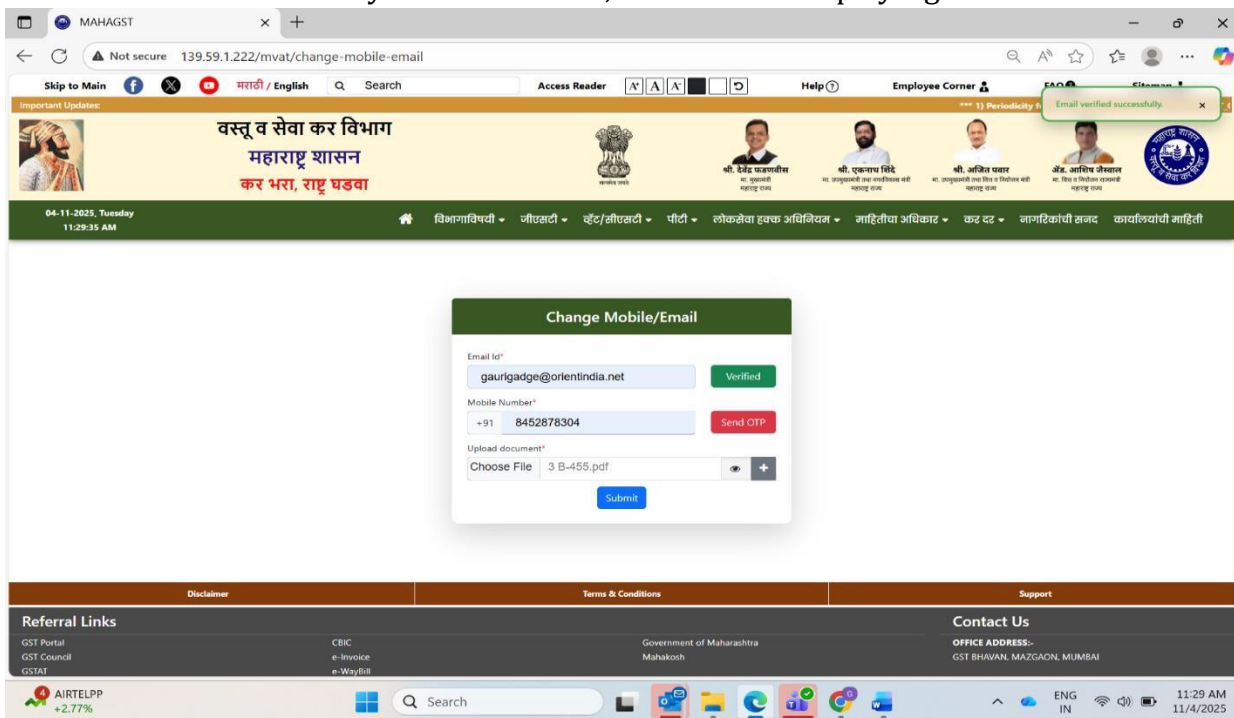
- 1. Click on “want to change Mobile/Email?”



The screenshot shows the MAHAGST website interface. The top navigation bar includes links for 'Skip to Main', 'Access Reader', 'Help', and 'Employee Corner'. The main header features the Maharashtra State Emblem and the text 'वस्तु व सेवा कर विभाग' (Goods and Services Tax Department) and 'महाराष्ट्र शासन' (Government of Maharashtra). Below this, there is a 'Reset Password' form with the following fields: TIN\* (27302589877V), PAN/TAN\* (BUOPG0708C), Email Id\* (gaurigadga@orientindia.net), and Mobile Number\* (+91 8452878304). There are 'Send OTP' buttons for both the Email Id and Mobile Number fields. At the bottom of the form, there are links for 'Doesn't Know TIN?', 'Want to change mobile/email?', and 'Want to change mobile/email?'. The footer includes 'Disclaimer', 'Terms & Conditions', and 'Support' links.

2. Enter valid Email ID.

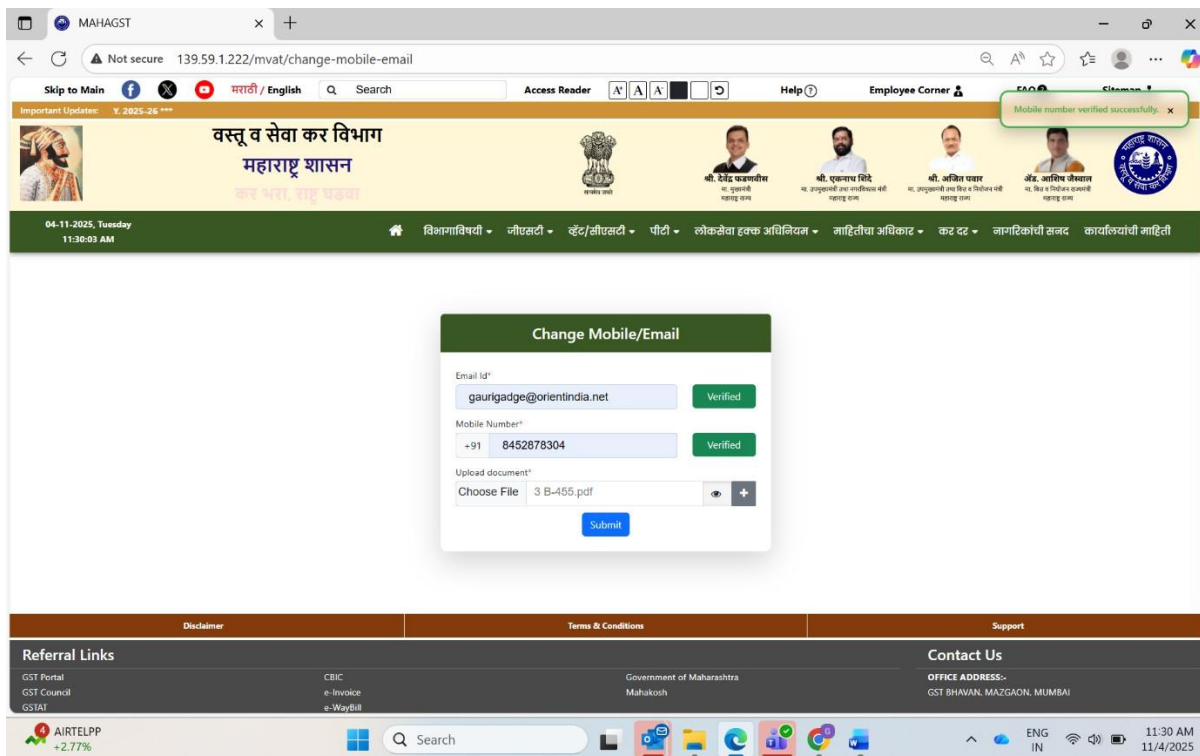
- click on send OTP and verify it. Once verified, the field will display a green “Verified” status.



The screenshot shows the MAHAGST website interface. The top navigation bar includes links for 'Skip to Main', 'Access Reader', 'Help', and 'Employee Corner'. The main header features the Maharashtra State Emblem and the text 'वस्तु व सेवा कर विभाग' (Goods and Services Tax Department) and 'महाराष्ट्र शासन' (Government of Maharashtra). Below this, there is a 'Change Mobile/Email' form with the following fields: Email Id\* (gaurigadga@orientindia.net), Mobile Number\* (+91 8452878304), and Upload document\* (Choose File 3 B-455.pdf). The Email Id field is marked as 'Verified' with a green checkmark. There is a 'Send OTP' button for the Mobile Number field and a 'Submit' button at the bottom. The footer includes 'Disclaimer', 'Terms & Conditions', and 'Support' links. The bottom section contains 'Referral Links' (GST Portal, GST Council, GSTAT) and 'Contact Us' (OFFICE ADDRESS: GST BHAVAN, MAZGAON, MUMBAI).

### 3. Enter valid Mobile No.

- click on send OTP and verify it. Once verified, the field will display a green “Verified” status.
- Click on choose file to upload document.
  - 1) Authorization from the registered dealer to update mobile no and Email ID.
  - 2) Aadhar card/PAN card copy of applicant.
- Click on Submit.



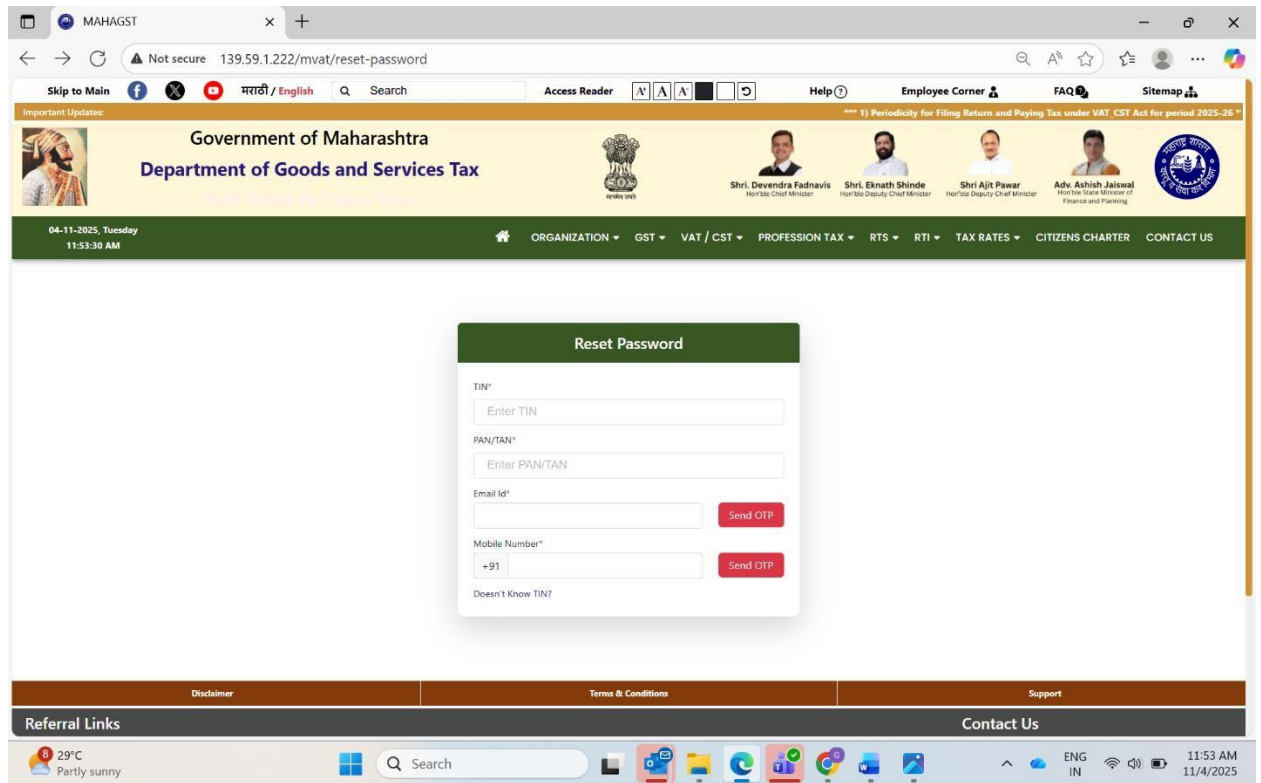
The screenshot displays the MAHAGST website interface. At the top, there is a navigation bar with links for 'Skip to Main', 'Access Reader', 'Help', and 'Employee Corner'. Below this, a banner features the Maharashtra State Emblem and the text 'वस्तु व सेवा कर विभाग महाराष्ट्र शासन'. The main content area shows a 'Change Mobile/Email' form with the following details:

- Email ID: gaurigadga@orientindia.net (Verified)
- Mobile Number: +91 8452878304 (Verified)
- Upload document: 3 B-455.pdf

The form includes a 'Submit' button. The website footer contains 'Referral Links' (GST Portal, GST Council, GSTAT), 'Terms & Conditions', 'Support', and 'Contact Us' (OFFICE ADDRESS: GST BHAVAN, MAZGAON, MUMBAI).

**If you do not know your TIN then click on Doesn't know TIN?**



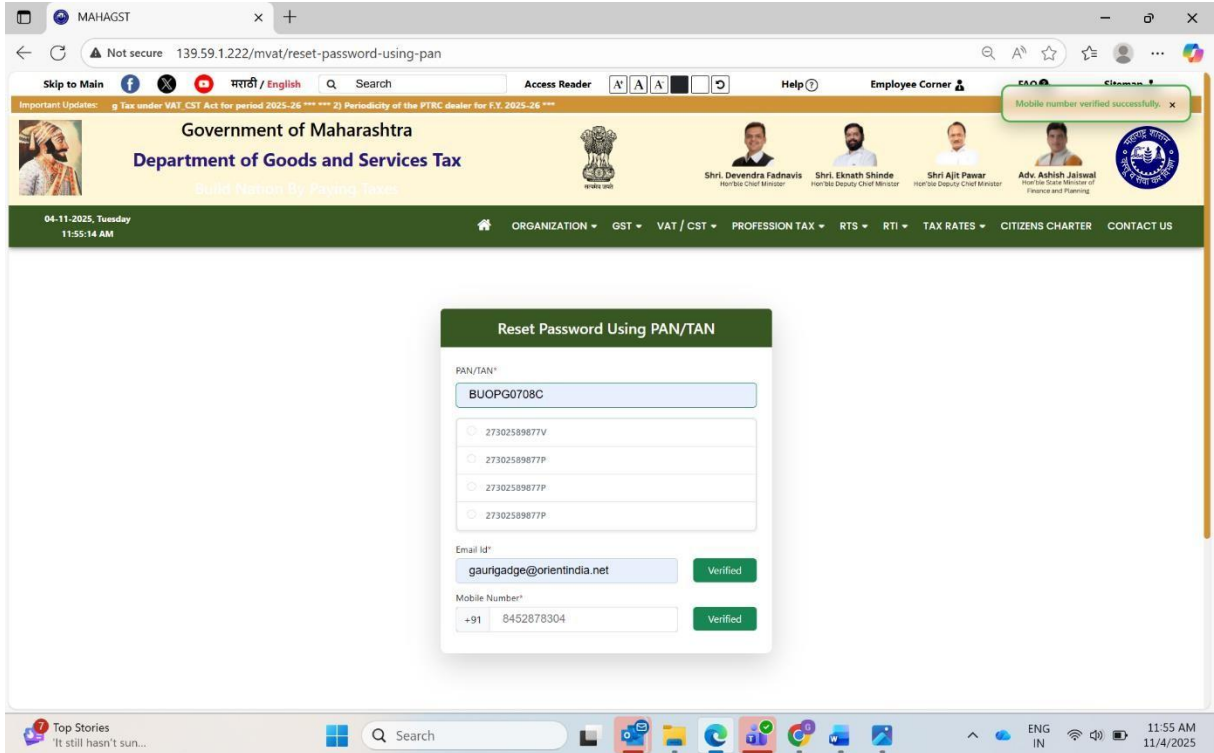


The screenshot shows the MAHAGST website interface. The header includes the Government of Maharashtra logo, the Department of Goods and Services Tax, and the names of the Hon'ble Chief Minister and Hon'ble Deputy Chief Minister. The main content area displays a 'Reset Password' form with the following fields:

- TIN\* (Enter TIN)
- PAN/TAN\* (Enter PAN/TAN)
- Email Id\* (Send OTP)
- Mobile Number\* (+91) (Send OTP)
- Doesn't Know TIN?

The footer contains links for Disclaimer, Terms & Conditions, Support, Referral Links, and Contact Us. The system clock shows 04-11-2025, Tuesday, 11:53:30 AM.

- Enter PAN/TAN
- Enter Email ID and verify it.
- Enter Mobile No and verify it.



The screenshot shows the MAHAGST website interface with the 'Reset Password Using PAN/TAN' form. The header and footer are the same as the previous screenshot. The main content area displays the following fields:

- PAN/TAN\* (BUOPG0708C)
- 2730258967TV
- 2730258967TP
- 2730258967PP
- 2730258967PP
- Email Id\* (gaurigadge@orientindia.net) (Verified)
- Mobile Number\* (+91) 8452878304 (Verified)

The system clock shows 04-11-2025, Tuesday, 11:55:14 AM.



# THANK YOU